

Cross Stitch Christmas Snowman Series – November 2013

© Copyright 2013 by AOK Corral Craft and Gift Bazaar. www.aokcorral.com All rights reserved.

This project is for your personal use only and may not be copied or republished and should remain “as is” with copyright and credits intact.

Materials List





- 14 count Aida cloth
- Embroidery floss - See chart below
- Cross Stitch Needle
- Sciss
- Cross Stitch Needle
- Scissors
- (Optional: orange seed bead for nose)








Snowman in Snowflakes Instructions

Fabric: Aida 14, Navy Blue
33w X 31h Counts
Size(s): 14 Count, 2-1/4w X 2-1/8h in


Floss Used for Full Stitches:

Symbol	Strands	Type	Number	Color
	2	DMC	321	Christmas Red
	2	DMC	976	Golden Brown-MD
	2	DMC	996	Electric Blue-MD
	2	DMC	White	White

Floss Used for Backstitches:

Symbol	Strands	Type	Number	Color
	1	DMC	310	Black - Eyes
	3	DMC	321	Christmas Red
	1	DMC	517	Wedgewood-DK
	3	DMC	840	Beige Brown-MD
	1	DMC	White	White - Wind Swirls

Floss Used for French Knots:

Symbol	Strands	Type	Number	Color
	2	DMC	310	Black