

Cross Stitch Christmas Snowman Series – November 2013


© Copyright 2013 by AOK Corral Craft and Gift Bazaar. www.aokcorral.com All rights reserved.

This project is for your personal use only and may not be copied or republished and should remain “as is” with copyright and credits intact.



Materials List








- 14 count Aida cloth
- Embroidery floss - See chart below
- Cross Stitch Needle
- Scissors
- (Optional: gold embroidery thread to highlight candle flame)







Snowman w/Candle Instructions

Fabric: Aida 14, Light Mocha
31w X 33h Counts
Size(s): 14 Count, 2-1/8w X 2-1/4h in



Floss Used for Full Stitches:

Symbol	Strands	Type	Number	Color
	3	DMC	321	Christmas Red
	3	DMC	744	Yellow-Pale
	2	DMC	839	Beige Brown-DK
	3	DMC	976	Golden Brown-MD
	3	DMC	3345	Hunter Green-DK
	3	DMC	3842	Wedgewood-DK
	3	DMC	White	White

Floss Used for Backstitches:

Symbol	Strands	Type	Number	Color
	2	DMC	839	Beige Brown-DK - snowman arms
	1	DMC	840	Beige Brown-MD - candle, stand, lower snowman
	1	DMC	976	Golden Brown-MD - light rays
	3	DMC	3842	Wedgewood-DK - scarf tassels
Optional	1		Gold Metallic Thread	flame outline, light rays

Floss Used for French Knots:

Symbol	Strands	Type	Number	Color
	2	DMC	310	Black - eye
	3	DMC	321	Christmas Red - holly berries