

Cross Stitch Christmas Snowman Series – November 2013

© Copyright 2013 by AOK Corral Craft and Gift Bazaar. www.aokcorral.com All rights reserved.

This project is for your personal use only and may not be copied or republished and should remain “as is” with copyright and credits intact.



Materials List









- 14 count Aida cloth
- Embroidery floss - See chart below
- Cross Stitch Needle
- Scissors
- (Optional: orange seed bead for nose)








Carolling Snowman Instructions

Fabric: Aida 14, Navy Blue
33w X 25h Counts
Size(s): 14 Count, 2-1/4w X 1-3/4h in


Floss Used for Full Stitches:

Symbol	Strands	Type	Number	Color
	3	DMC	321	Christmas Red
	3	DMC	433	Brown-MD
	3	DMC	744	Yellow-Pale
	3	DMC	813	Blue-LT
	3	DMC	976	Golden Brown-MD
	3	DMC	3346	Hunter Green
	3	DMC	3820	Straw-DK
	3	DMC	White	White

Floss Used for Backstitches:

Symbol	Strands	Type	Number	Color
	1	DMC	310	Black - Eyes
	3	DMC	321	Christmas Red - Scarf ends
	2	DMC	838	Beige Brown-VY DK - Arms
	1	DMC	3820	Straw-DK - Outline of music notes & wreath
	2	DMC	3842	Wedgewood-DK - Book binding

Floss Used for French Knots:

Symbol	Strands	Type	Number	Color
	2	DMC	310	Black - Mouth