

# Cross Stitch Christmas Snowman Series – November 2013


© Copyright 2013 by AOK Corral Craft and Gift Bazaar. [www.aokcorral.com](http://www.aokcorral.com) All rights reserved.

This project is for your personal use only and may not be copied or republished and should remain “as is” with copyright and credits intact.



## Materials List








- 14 count Aida cloth
- Embroidery floss - See chart below
- Cross Stitch Needle
- Scissors







# Christmas Star Snowman

Fabric: Aida 14, Navy Blue  
32w X 31h Counts  
Size(s): 14 Count, 2-1/4w X 2-1/8h in


## Floss Used for Full Stitches:

Symbol	Strands	Type	Number	Color
	3	DMC	310	Black
	3	DMC	321	Christmas Red
	3	DMC	744	Yellow-Pale
	3	DMC	840	Beige Brown-MD
	3	DMC	976	Golden Brown-MD
	3	DMC	3346	Hunter Green
	3	DMC	White	White

## Floss Used for Backstitches:

Symbol	Strands	Type	Number	Color
	3	DMC	321	Christmas Red - Scarf ends
	1	DMC	744	Yellow-Pale - Star rays
	3	DMC	838	Beige Brown-VY DK - Arms
	1	DMC	White	White - Lamb face outline

## Floss Used for French Knots:

Symbol	Strands	Type	Number	Color
	2	DMC	310	Black - Eye